

BBA Accounting Registration and Graduation statistics

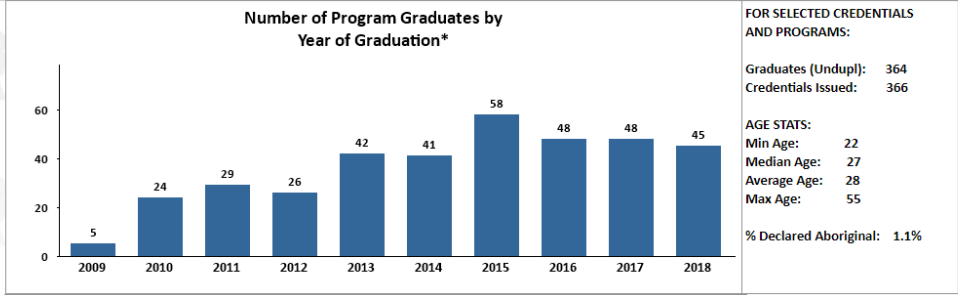


Current Selections

Fields: DEGC_DESC, FACULTY
 Values: BBA - Accounting - Bacc, Commerce and Business Administration

Clear All | Data as of: Jul 28, 2018

Graduation Year | Faculty | Credential Type | Credential Name | Program Stream



Graduations by Credential Type and Year of Graduation*

Credential Type	Grad Year	2009	2010	2011	2012	2013	2014	2015	2016	2017	2018	Total
Bachelor Degree		5	24	29	26	42	41	58	48	48	45	366
Total		5	24	29	26	42	41	58	48	48	45	366

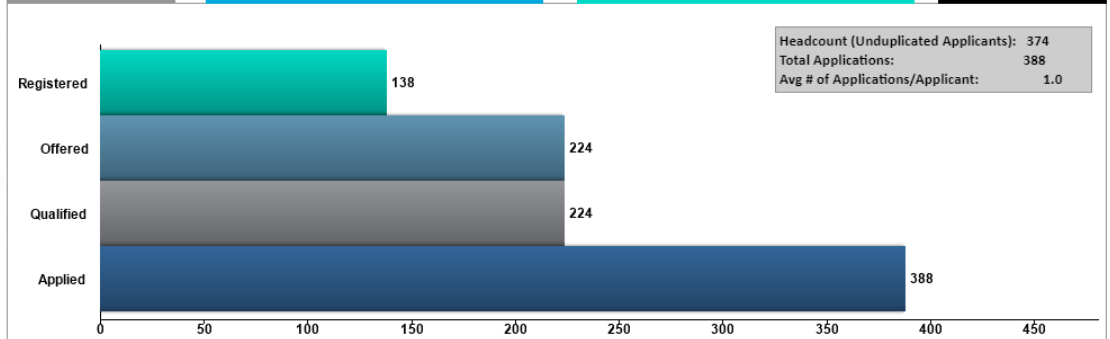
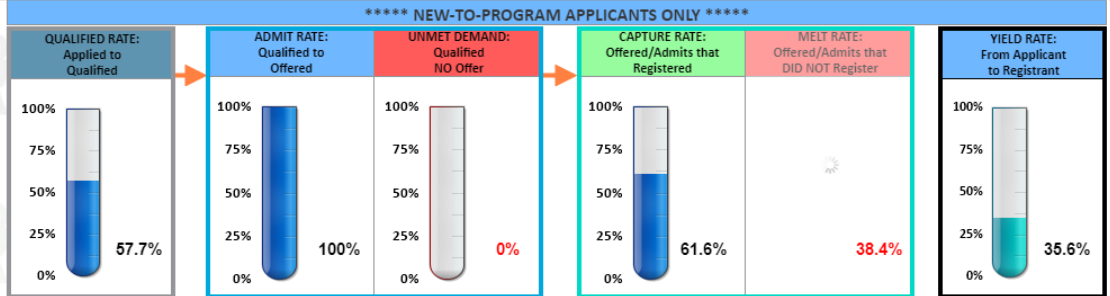


Current Selections

Fields: Program Title, Academic Year
 Values: BBA - Accounting - Bach Degree, 2018/17

Clear All | Data as of: Jul 28, 2018

Academic Year | Semester Type | Faculty | Program Title | Open/Closed Program | Credential Type



BBA Finance Registration and Graduation statistics

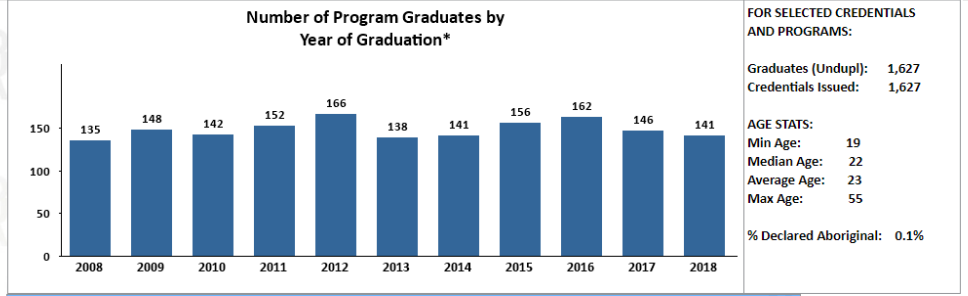


Current Selections

Fields	Values
DEGC_DESC	<input checked="" type="checkbox"/> Bach of Bus Admin-Fin Services
FACULTY	<input checked="" type="checkbox"/> Commerce and Business Administration

Data as of: Jul 28, 2018

Graduation Year ▾ Faculty ▾ Credential Type ▾ Credential Name ▾ Program Stream ▾



Graduations by Credential Type and Year of Graduation*

Credential Type	Grad Year	2008	2009	2010	2011	2012	2013	2014	2015	2016	2017	2018	Total
Bachelor Degree		135	148	142	152	166	138	141	156	162	146	141	1,627
Total		135	148	142	152	166	138	141	156	162	146	141	1,627

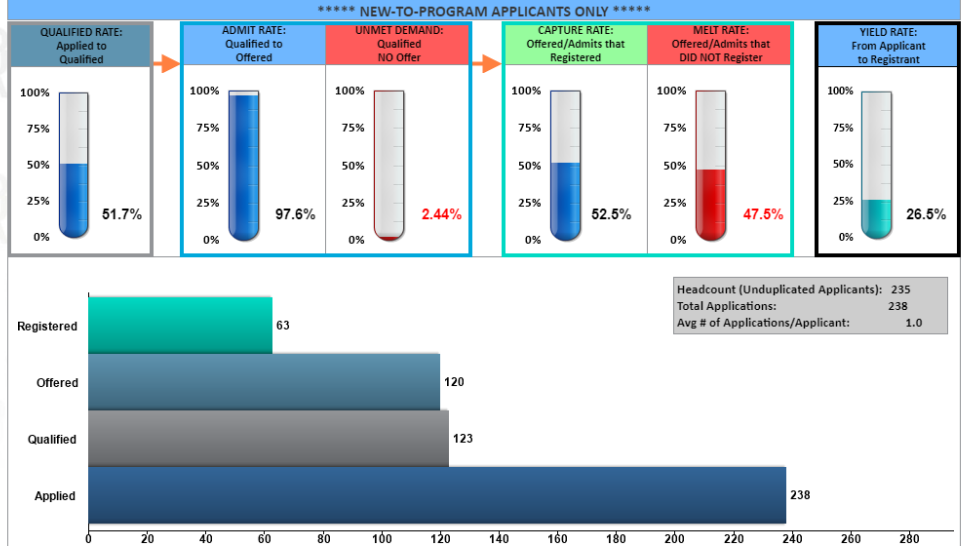


Current Selections

Fields	Values
Program Title	<input checked="" type="checkbox"/> BA-Fin Serv&Admin-Bach Degree
Academic Year	<input checked="" type="checkbox"/> 2017/18

Data as of: Jul 28, 2018

Academic Year ▾ Semester Type ▾ Faculty ▾ Program Title ▾ Open/Closed Program ▾ Credential Type ▾



Business department trends

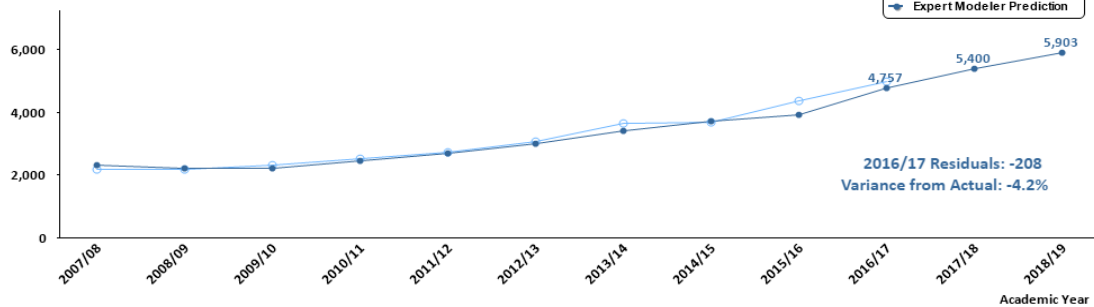


Fields: Course Department
 Values: Business
 << Clear All >> Predictions updated July 2017

Academic Year Semester Course Faculty Course Department Course Subject Learner Market

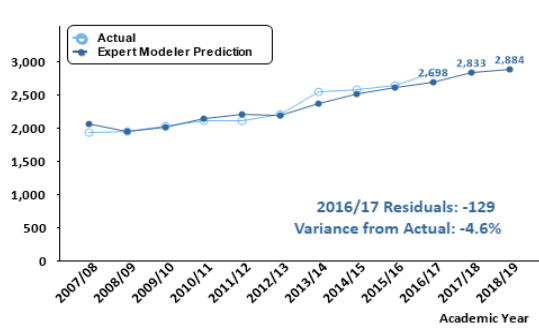
Course Enrolment

Actual vs SPSS Expert Modeler Prediction



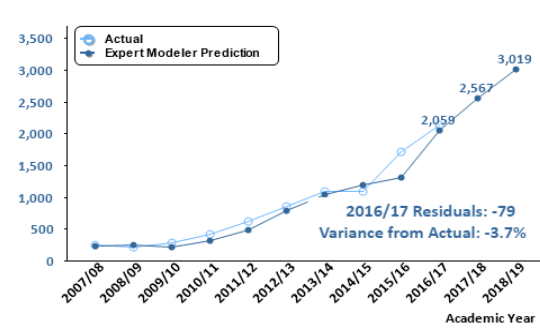
DOMESTIC

Actual vs SPSS Expert Modeler Prediction



ON-SHORE INTERNATIONAL

Actual vs SPSS Expert Modeler Prediction



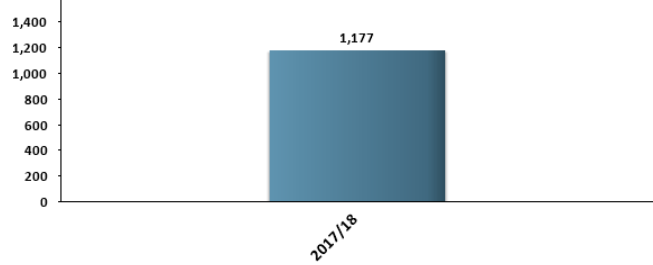
NOTE: The y-axis scales are dynamic and depending on selections may not be comparable across graphs on this tab



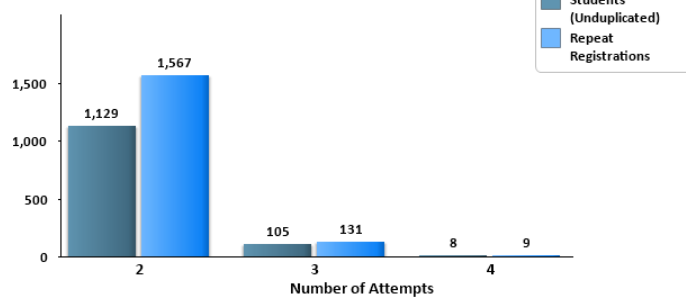
Current Selections
 Fields: Cns Faculty, Academic Year
 Values: Commerce & Business Admin, 2017/18
 << Clear All >> Data as of: Jul 28, 2018

Academic Y... Semester Faculty Department Course Domestic or International Student

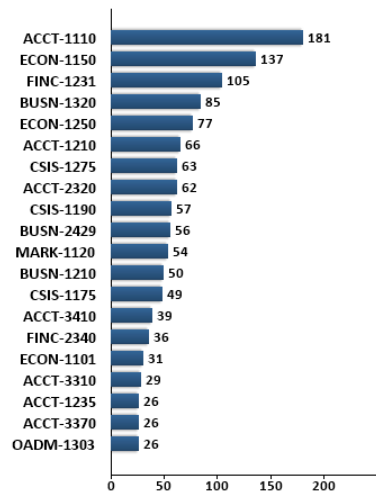
Number of Students Repeating one or more courses by Academic Year



Course Repeats by Attempt Number



Top 20 Repeated Courses by Number of Repeat Registrations



NOTE: Since a student may repeat multiple courses two or more times, and in different semesters, the number of course registrations will not be a simple multiple of the number of students.